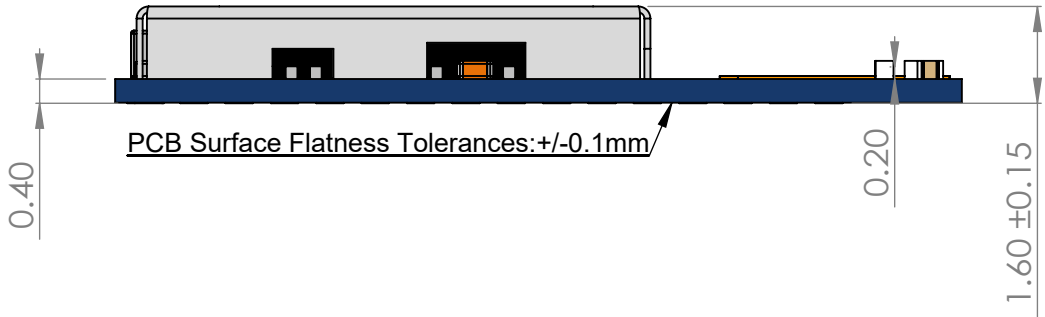
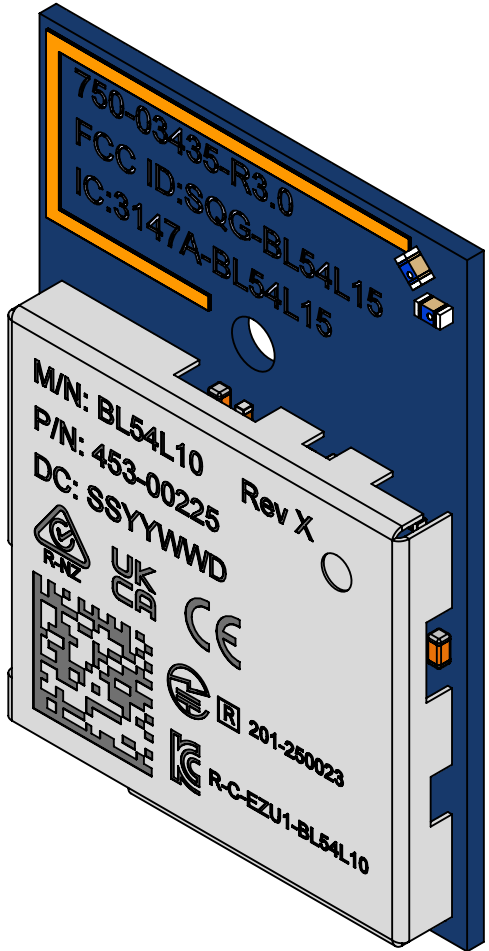
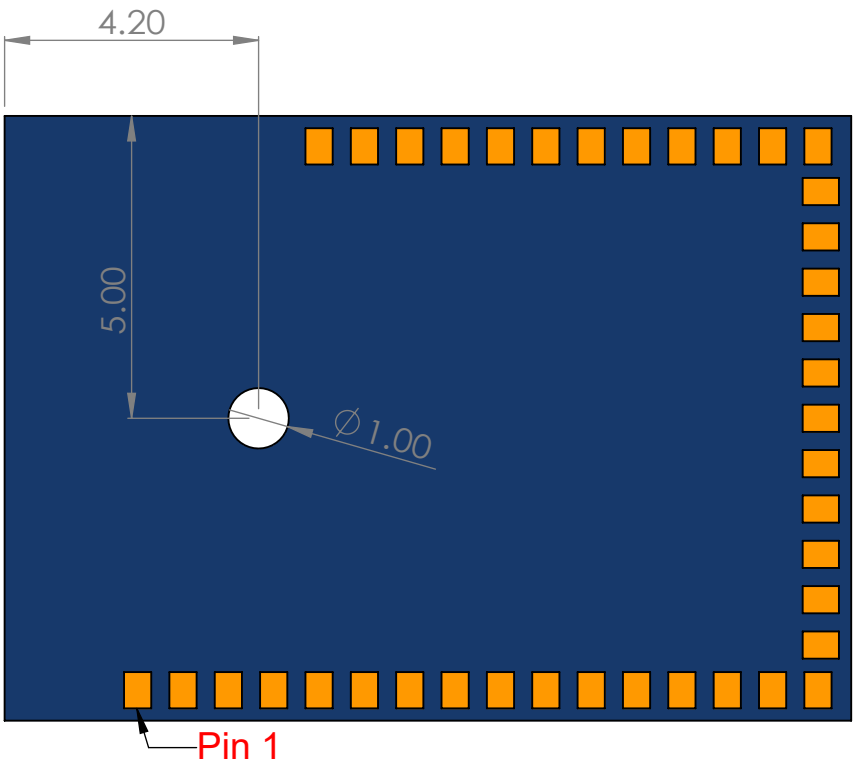
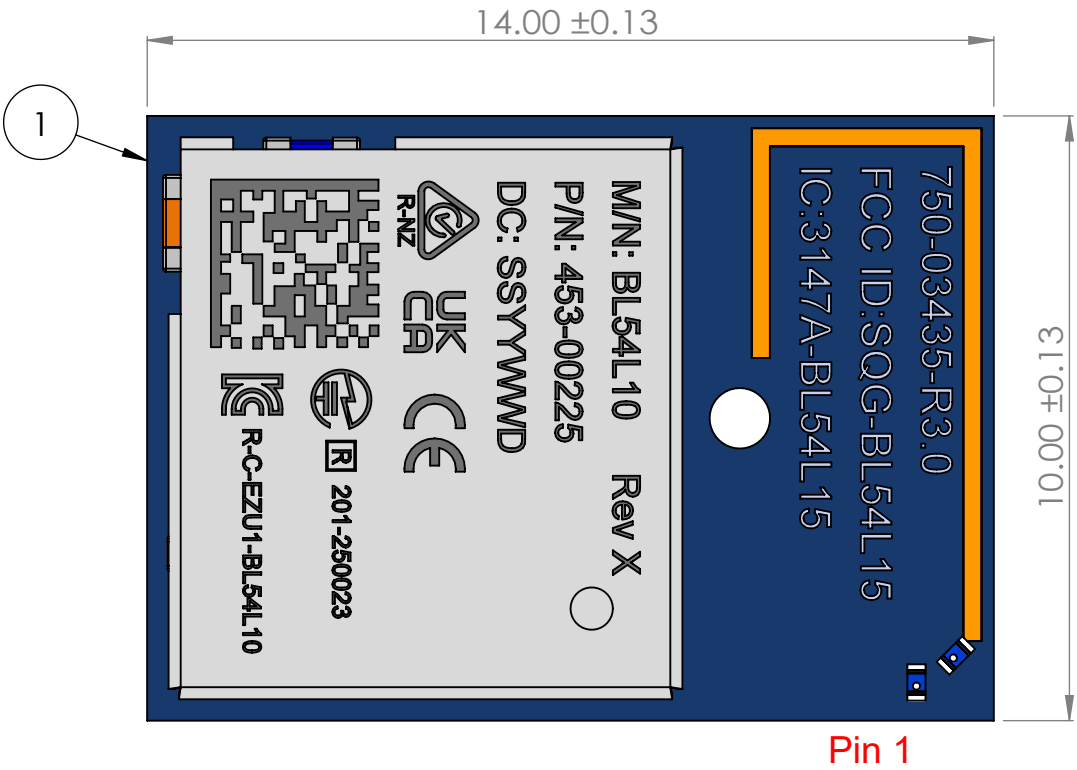
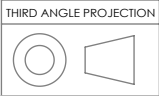


NO.	ITEM NUMBER	REV.	DESCRIPTION	QTY.
1	940-00080	1-1	PCBA, BL54L10 Module, PCB Trace Antenna	1

REVISIONS			
REV.	REVISION NOTE	RELEASE DATE	REVISED BY
0-1	Initial release	Feb 14, 2025	IT
1-0	Shield laser KC ID update	Mar 25, 2025	IT



Notes:  
1.Rev X or RX: X=The major revision of the ordering part number which can be found on the PO



UNLESS OTHERWISE NOTED, THIS DOCUMENT CONTAINS LAIRD EZURIO INFORMATION. REPRODUCTION, USE, DISCLOSURE OR TRANSMITTAL OF ALL OR ANY PART OF THIS DOCUMENT IS PROHIBITED EXCEPT TO THE EXTENT APPROVED IN WRITING BY AN AUTHORIZED REPRESENTATIVE OF EZURIO. EZURIO RESERVES ALL RIGHTS UNDER PATENTS, TRADEMARKS, COPY RIGHTS AND TRADE SECRETS. COPYRIGHT, EZURIO 2024, ALL RIGHTS RESERVED.

UNLESS OTHERWISE SPECIFIED:  
DIMENSIONS ARE IN MILLIMETERS  
TOLERANCES:  
ANGULAR: ±.5  
X.X ±.2  
X.XX ±.1  
INTERPRET GEOMETRIC  
TOLERANCING PER: ASME 14.5M

CAD FILE: 453-00225  
DATE  
SHEET 1 OF 1 Unit: mm

ezurio			
TITLE: Module, BL54L10, Trace Antenna			
SIZE	DWG. NO.	REV	
B	453-00225	1-0	